

SP3R-AR^{EN}

PRIME-Series



CAMPETELLA

Sprue Picker SP3R-AR PRIME-Series

125
Years

our history, our strength

 *Campetella,
the right way
to save energy.*

FOLLOW US:



Prime
series

SP3R-AR PRIME-Series

The sprue picker with a rotary pneumatic base for minimum footprint

The latest generation sprue picker is designed to combine low power consumption and high reliability with maximum performance. Equipped with 3 servo-driven axes, run by advanced electronics, it allows quick movements and an unthinkable productivity. In addition, it is equipped with an adjustable rotary pneumatic base, which in certain cases is perfect for limiting the automation footprint.

Roller bearings on hardened steel prismatic guides and sliding blocks with roll-by balls

Electrical panel on board


Console PRIME

The User interface is characterised by a portable ergonomic console manufactured in carbon fibre to minimise weight and maximise strength; it is connected by a 5 m cable. It has a 4.3" graphical colour display with knob for browsing the menus, keys dedicated to direct movement of the axes, safety button and operator presence button.

Furthermore, the presence of a USB port allows copying, exporting and importing of the "work files" and the "set-ups" on computer or other robots.



Pneumatic B Axis



The B pneumatic axis, can be added when both have the need to rotate the wrist on itself in different positions, both in the case of palletization, or simply choose from program the side of the mold on which to intervene.

(sample image may differ from actual supply)

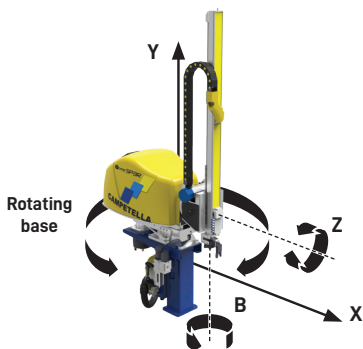
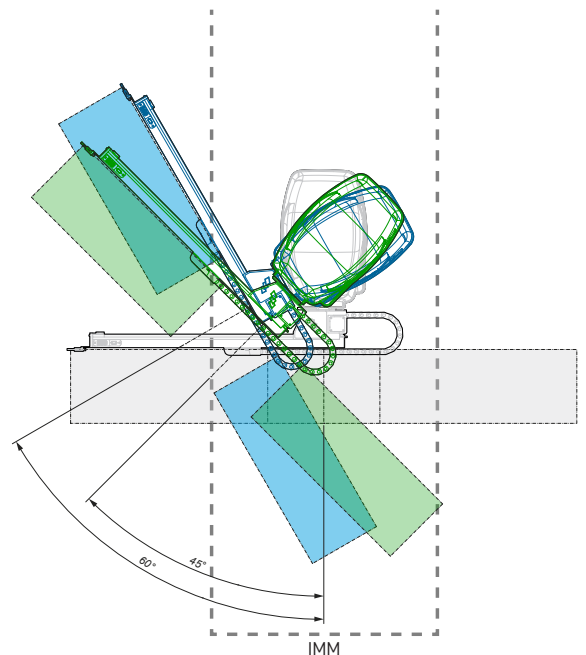
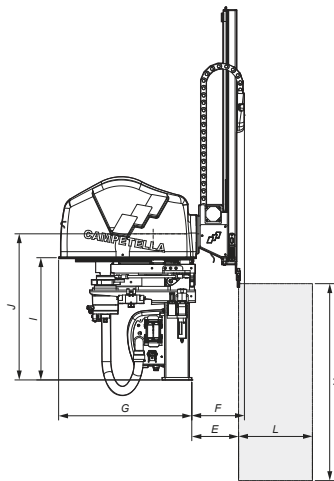
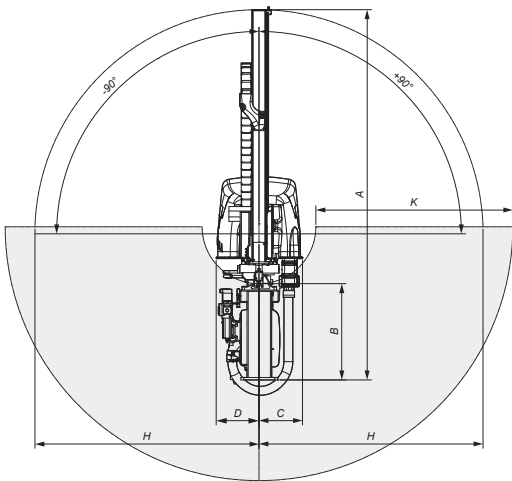
SP3R-AR PRIME-Series

SP3R-AR

Technical specifications

Number of linear axes:	2 (X,Y)
Number of rotary axes:	2 (Z, rotating base)
Vertical axis:	Direct
Z-axis rotation - Vertical [deg]:	± 90°
Pneumatic rotating base rotation [deg]:	0° / (45° ÷ 60°)
Z-axis stroke - Horizontal [mm]:	-
X-axis stroke - Extraction [mm]:	300
Y-axis stroke - Vertical [mm]:	800
X, Y, Z axes motion:	AC synchronous brushless servo motors
X,Y,Z axes guidance system:	Roller bearings on hardened steel prismatic guides and sliding blocks with roll-by balls
Positioning repeatability [mm]:	± 0,1
Gripper rotation (pneumatic B axis rotation) [deg]:	0° / 90°
Pneumatic B axis torque [Nm]:	1,25
Control unit:	Campetella PRIME proprietary system
Minimum cycle time with maximum load [s]:	4
Electrical power supply:	230 VAC • 50-60Hz • 1P + N + T
Installed electrical power [kVA]:	2,40
Pneumatic power supply [bar]:	6
Approximate weight [kg]:	100

- Work area with pneumatic base that rotates by 0°
- Work area with pneumatic base that rotates by 45°
- Work area with pneumatic base that rotates by 60°



Model	A	B	C	D	E	F	G	H	I	J	K	L
SP3R-AR-1A	1504	391	175	175	190	214	541	918	497	594	800	300

SP3R-AR

Gripper

Pneumatic gripper	●
Gripper rotation (Pneumatic B-axis)	○
First vacuum circuit with release blows	●
Additional vacuum circuits with release blows	-
Additional pressure circuits for mechanical gripper (max. 1)*	○

* Excluding the first additional vacuum circuit with release blows

Electronics and Software

Euromap 67 interface	●
Ethernet interface ⁽³⁾	○
USB interface	●
Socket for digital signals on the wrist: 2(Input)	●
Socket for user safety signals	-
Connettore gestione nastro trasportatore: 1 (Output Relè)	●
Socket for external digital signals:	-
Vertical axis approaching sensor	●
Industry 4.0 kit (ethernet router + software)	○
Board kit I/O external 16I + 16O with 8mt cable	-
Electrical panel on board	●
Electrical cabinet on the ground	-
Ground cabinet air conditioning	-
IML ready with high-voltage cable ⁽⁴⁾	-
PLC software integrated into the CNC	-
Off-line programming software	-

(3) Bound to purchase of kit industry 4.0

Accessories**IMM connecting cable:**

For Euromap 67 interface, available lengths [m]: 10 (●) 12 (○) 14 (○)

For JIS interface, available lengths [m]: 10 (○)

Electrowelded steel robot support base (●):

Available heights [mm]: 365

Additional spacer for vertical axis: (○)

Height 200 mm:

Adapter counter plate (○) :

Euromap 18 hole pattern available: E7, E8-E9

NOTE: Custom supports and counter plate available on demand

Additional ground base to horizontal axis support(-)**Pushbutton remote control panel for basic functions(-)****EVO console cable winder (-)**

● Standard ○ Optional - Not available