

GS2^{EN}

X-Series



CAMPETELLA

Linear Robot GS2 X-Series evo

125
Years

our history, our strength

 **Campetella,**
the right way
to save energy.

FOLLOW US:



Xseries
EVO

GS2 X-Series evo

Maximum speed for the best productivity

GS2 X-Series is the Cartesian vertical entry robot designed for the most extreme performance: ultra-performing engines combined with aerospace materials assure record-breaking acceleration and speed, for operating cycle times up to 2.5 seconds.

Carbon technology

Self-lubricating sliding blocks with roll-by balls on carbon steel prismatic guides

Consolle EVO

Light and ergonomic, with a 7" TFT 800x480 wide range touch screen and a membrane keyboard, it allows to program and manage all the robot functions in a simple and intuitive way.

Through a simple wizard, it quickly guides the user through the creation of IMM unloading cycles with palletizing functions. In order to encourage more complex work cycles, we use a powerful editor, which allows to access all the available functions. The EVO software offline version is also available to be installed on a PC in order to permit the offline programming and the remote connection to the robot.



Pneumatic C-axis
Maximum Payload 2,5 Kg

Electrical panel on the ground



Float
Balanced Axis

Carbon
Technology

Dynamic
Vacuum

K.E.R.S.

H.S.I.

3DP
Device

V.O.S.

Jog Over

Pneumatic C Axis

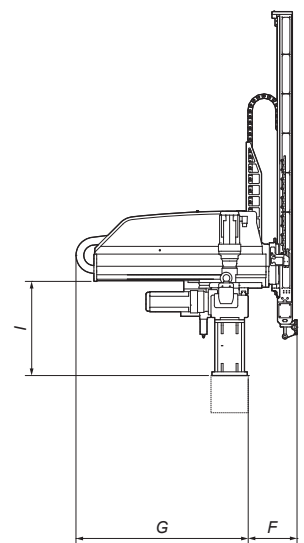
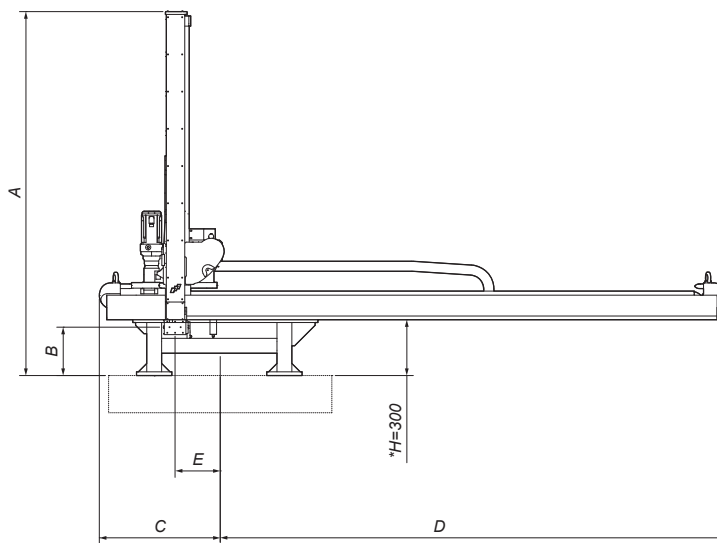
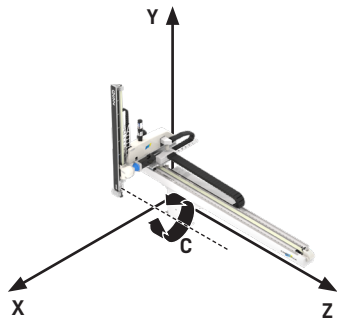
The C pneumatic axis facilitates the deposit in plan of the molded pieces picked up from the mold, choosing from the program between two positions (vertical/horizontal).



(sample image may differ from actual supply)

Technical specifications:

| | | |
|---|---|--------|
| Maximum Payload [kg]: | 2,5 | 2,5 |
| Vertical axis: | Direct | Direct |
| Vertical axis pneumatic balancing: | - | - |
| Z-axis stroke - Horizontal [mm]: | 2000 | 2500 |
| X - axis stroke - Extraction [mm]: | | 500 |
| Y-axis stroke - Vertical [mm]: | 1200 | 1200 |
| X, Y, Z axes motion: | AC synchronous brushless servo motors | |
| X,Y,Z axes guidance system: | Self-lubricating sliding blocks with roll-by balls on carbon steel prismatic guides | |
| Positioning repeatability [mm]: | ± 0,1 | |
| Pneumatic C axis rotation [deg]: | 0°/90° | |
| Electrical C axis rotation [deg]: | - | |
| Pneumatic AB axis rotation [deg]: | - | |
| Electrical AB axis rotation [deg]: | - | |
| Electrical B axis rotation [deg]: | - | |
| Pneumatic C axis torque [Nm]: | 2,5 | |
| Pneumatic AB axis torque [Nm]: | - | |
| Electrical C axis torque [Nm]: | - | |
| Electrical AB axis torque [Nm]: | - | |
| Electrical B axis torque [Nm]: | - | |
| Control unit: | Campetella EVO proprietary system | |
| Minimum cycle time with maximum load [s]: | 2,5 | |
| Electrical power supply: | 400-480 VAC • 50-60Hz • 3P+T | |
| Installed electrical power [kVA]: | 17,54 | |
| Pneumatic power supply [bar]: | 6 | |
| Approximate weight [kg]: | 350 | |



| Model | A | B | C | D | E | F | G | H | I |
|--------|------|-----|-----|------|-----|-----|-----|---|-----|
| GS2-1B | 1956 | 260 | 650 | 2211 | 243 | 263 | 926 | * | 506 |
| GS2-2B | 1956 | 260 | 650 | 2711 | 243 | 263 | 926 | * | 506 |

The drawings refer to a robot with a pneumatic C-axis and support H = 300mm

*Available standard supports H = 300-400-500mm The dimensions A, B and I vary by difference according to the chosen support

| | GS2-1B | GS2-2B |
|--|--------|--------|
| Wrist | | |
| Pneumatic C-axis | ● | ● |
| Pneumatic C-axis + Pneumatic AB-axis (1) | - | - |
| Pneumatic C-axis + Electric B-axis (1) | - | - |
| Pneumatic C-axis + Pneumatic AB-axis + Electric B-axis (1) | - | - |
| Electric C-axis + Electric AB-axis (1) | - | - |
| (1) With maximum load reduction [kg] | | |
| Gripping system Pneumatics | | |
| First vacuum circuit with release blows | ● | ● |
| First pressure circuit for mechanical gripper | ● | ● |
| Additional vacuum circuits with release blows (n.4 max) (2) | - | - |
| Additional pressure circuits for mechanical gripper (n.4 max) (2) | - | - |
| Kit 4 valves 5/2 monostable + 12 input on the wrist | - | - |
| Kit 4 valves 5/2 bistable + 12 input on the wrist | - | - |
| Kit 8 valves 5/2 monostable + 12 input on the wrist | - | - |
| (2) Up to a maximum of 6 pneumatic lines total | | |
| Electronics and Software | | |
| Euromap 67 interface | ● | ● |
| Ethernet interface | ● | ● |
| USB interface | ● | ● |
| Socket for digital signals on the wrist: 5 (Programmable Input/Output) + 2*(Input) | ● | ● |
| Socket for user safety signals | ● | ● |
| Socket for conveyor belt signals: 1 (Input) + 2 (Output) + 1 (Relais Output) | ● | ● |
| Socket for digital signals: 4 (Input) + 3 (Output relay) | ● | ● |
| Vertical axis approaching sensor | ● | ● |
| Industry 4.0 kit (ethernet router + software) | ○ | ○ |
| Board kit I/O external 16I + 16O with 8mt cable | ○ | ○ |
| Electrical panel on board | - | - |
| Electrical cabinet on the ground | ● | ● |
| Ground cabinet air conditioning | ○ | ○ |
| IML ready with high-voltage cable (high-voltage wiring for IML predisposition) (3) | ○ | ○ |
| PLC software integrated into the CNC | ○ | ○ |
| Off-line programming software | ○ | ○ |

(3) Not compatible with electrical axis on the wrist.

* 2 inputs dedicated to optional pneumatic AB axis

Accessories**IMM connecting cable:**

For Euromap 67 interface, available lengths [m]: 10 (●) 12 (○) 14 (○)

For JIS interface, available lengths [m]: 10 (○)

Electrowelded steel robot support base (●):

Available heights [mm]: 300, 400, 500

Adapter counter plate (-):

Euromap 18 hole pattern available: E11

NOTE: Custom supports and counter plate available on demand

Additional ground base to horizontal axis support(-)**Basic remote control pushbutton panel (○)****EVO console cable winder (○)**

● Standard ○ Optional – Not available

SPECIAL CONFIGURATION

Portal application

